

**ACCORD HOSPICE**

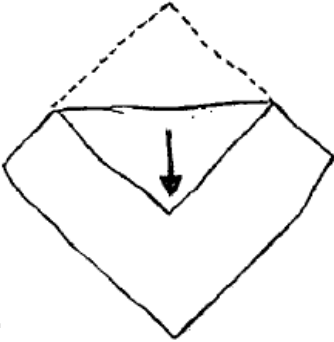
Registered Charity No SC013682



## Basic Headwraps

**A Practical Service  
For  
Patients with Hair Loss**

# Basic Headwrap 1



1.

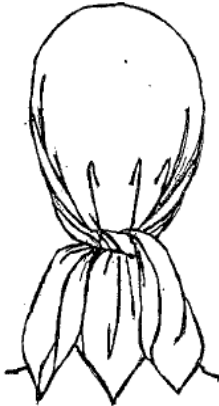
Lay scarf flat, wrong side up. Fold into triangle. Cotton scarves are better than silk or satin as they tend to slide



2.

Drape scarf over your head with point in the back.

Fold about 1 inch back creating an edge



3.

Tie scarf ends in a half-knot behind your head, with flap anchored beneath the knot



4.

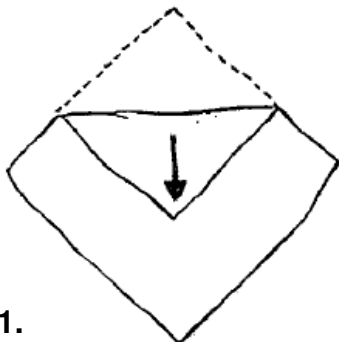
Tie scarf ends into square knot



## Basic Side Twist

Tie as Headwrap 1 placing knot over one ear instead of at the back of head, letting scarf ends hang loose

## Basic Headwrap 2



1.

Lay scarf flat, wrong side up. Fold into triangle, leaving one point slightly longer than the other



2.

Follow steps for Basic Headwrap 1. Using both hands, spread lower flap under half knot, as close to the back of your ears as possible



3.

Tuck flap and loose ends behind knot securely.  
Ideal with a hat



4.

Carefully bring flap from tip and tuck in up and over the knot.

## Contrasting Side Twist

Tie as Headwrap 2.

Twist a second oblong scarf. Knot 2nd twist over headwrap above ear



## Suggestions Comments & Complaints

If you have any suggestions, comments or complaints about how the service can be improved, please speak to Michelle Gallagher.

If you are not satisfied with the response, please discuss your concerns directly with the Chief Executive at ACCORD Hospice:

**Mrs. Helen Simpson**  
**0141 581 2000**

Should you feel that your complaint has not been resolved by ACCORD Hospice, you may contact Healthcare Improvement Scotland (HIS) directly, at any stage:

Adrian Masson  
Head of Corporate Services  
Healthcare Improvement Scotland  
Elliott House  
8 - 10 Hillside Crescent  
EDINBURGH  
EH7 5EA

Telephone: 0131 623 4300  
Email: [adrian.masson@nhs.net](mailto:adrian.masson@nhs.net)

**If required this leaflet is available in  
other languages & formats**

